

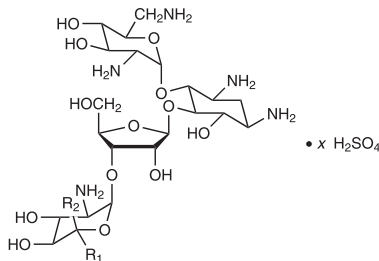
# Neomycin and Polymyxin B Sulfates and Dexamethasone Ophthalmic Ointment

## Sterile

### DESCRIPTION:

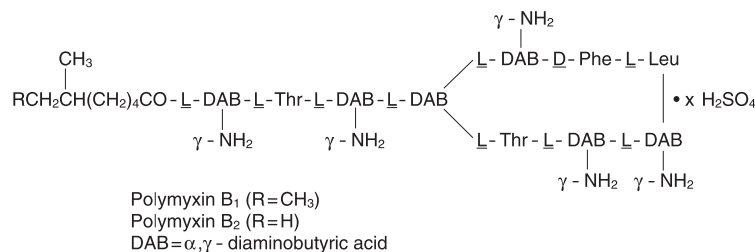
Neomycin and Polymyxin B Sulfates and Dexamethasone Ophthalmic Ointment is a multiple dose anti-infective steroid combination in sterile ointment form for topical application.

The chemical structure for the active ingredient Neomycin Sulfate is:



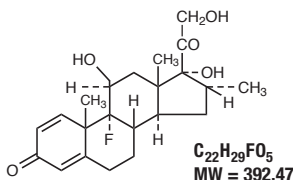
Neomycin B ( $R_1=H$ ,  $R_2=CH_2NH_2$ )  
Neomycin C ( $R_1=CH_2NH_2$ ,  $R_2=H$ )

The chemical structure for the active ingredient Polymyxin B Sulfate is:



The chemical structure for the active ingredient Dexamethasone is:

Established Name:  
Dexamethasone  
Chemical Name:  
Pregna-1, 4-diene-3, 20-dione,  
9-fluoro-11,17, 21-trihydroxy-16-  
methyl-, (11 $\beta$ , 16 $\alpha$ )-.



**Each gram contains:** **Actives:** neomycin sulfate equivalent to neomycin 3.5 mg, polymyxin B sulfate 10,000 units, dexamethasone 0.1%. **Preservatives:** methylparaben 0.05%, propylparaben 0.01%. **Inactives:** white petrolatum, anhydrous liquid lanolin.

### CLINICAL PHARMACOLOGY:

Corticoids suppress the inflammatory response to a variety of agents and they probably delay or slow healing. Since corticoids may inhibit the body's defense mechanism against infection, a concomitant antimicrobial drug may be used when this inhibition is considered to be clinically significant in a particular case.

When a decision to administer both a corticoid and an antimicrobial is made, the administration of such drugs in combination has the advantage of greater patient compliance and convenience, with the added assurance that the appropriate dosage of both drugs is administered, plus assured compatibility of ingredients when both types of drugs are in the same formulation and, particularly, that the correct volume of drug is delivered and retained.

The relative potency of corticosteroids depends on the molecular structure, concentration and release from the vehicle.

### INDICATIONS AND USAGE:

For steroid-responsive inflammatory ocular conditions for which a corticosteroid is indicated and where bacterial infection or a risk of bacterial ocular infection exists.

Ocular steroids are indicated in inflammatory conditions of the palpebral and bulbar conjunctiva, cornea, and anterior segment of the globe where the inherent risk of steroid use in certain infective conjunctivitis is accepted to obtain a diminution in edema and inflammation. They are also indicated in chronic anterior uveitis and corneal injury from chemical, radiation or thermal burns; or penetration of foreign bodies.

The use of a combination drug with an anti-infective component is indicated where the risk of infection is high or where there is an expectation that potentially dangerous numbers of bacteria will be present in the eye.

The particular anti-infective drug in this product is active against the following common bacterial eye pathogens: *Staphylococcus aureus*, *Escherichia coli*, *Haemophilus influenzae*, *Klebsiella/Enterobacter* species, *Neisseria* species, and *Pseudomonas aeruginosa*.

This product does not provide adequate coverage against: *Serratia marcescens* and Streptococci, including *Streptococcus pneumoniae*.

**CONTRAINDICATIONS:**

Epithelial herpes simplex keratitis (dendritic keratitis), vaccinia, varicella, and many other viral diseases of the cornea and conjunctiva. Mycobacterial infection of the eye. Fungal diseases of ocular structures. Hypersensitivity to a component of the medication. (Hypersensitivity to the antibiotic component occurs at a higher rate than for other components.)

**WARNINGS:**

**NOT FOR INJECTION.** Do not touch tube tip to any surface, as this may contaminate the contents. Prolonged use may result in glaucoma, with damage to the optic nerve, defects in visual acuity and fields of vision, and posterior subcapsular cataract formation. Prolonged use may suppress the host response and thus increase the hazard of secondary ocular infections. In those diseases causing thinning of the cornea or sclera, perforations have been known to occur with the use of topical steroids. In acute purulent conditions of the eye, steroids may mask infection or enhance existing infection. If this product is used for 10 days or longer, intraocular pressure should be routinely monitored even though it may be difficult in children and uncooperative patients.

Products containing neomycin sulfate may cause cutaneous sensitization.

Employment of steroid medication in the treatment of herpes simplex requires great caution.

**PRECAUTIONS:**

The initial prescription and renewal of the medication order beyond 8 g should be made by a physician only after examination of the patient with the aid of magnification, such as a slit lamp biomicroscopy and, where appropriate, fluorescein staining.

The possibility of persistent fungal infections of the cornea should be considered after prolonged steroid dosing.

Patients should be advised not to wear contact lenses if they have signs and symptoms of bacterial ocular infection.

**Do not use the product if the imprinted carton seals have been damaged, or removed.**

**Pregnancy:** Pregnancy Category C. Dexamethasone has been shown to be teratogenic in mice and rabbits following topical ophthalmic application in multiples of the therapeutic dose.

In the mouse, corticosteroids produce fetal resorptions and a specific abnormality, cleft palate. In the rabbit, corticosteroids have produced fetal resorptions and multiple abnormalities involving the head, ears, limbs, palate, etc.

There are no adequate or well-controlled studies in pregnant women. Neomycin and Polymyxin B Sulfates and Dexamethasone Ophthalmic Ointment should be used during pregnancy only if the potential benefit to the mother justifies the potential risk to the embryo or fetus. Infants born of mothers who have received substantial doses of corticosteroids during pregnancy should be observed carefully for signs of hypoadrenalism.

**Nursing Mothers:** Systemically administered corticosteroids appear in human milk and could suppress growth, interfere with endogenous corticosteroid production, or cause other untoward effects. It is not known whether topical administration of corticosteroids could result in sufficient systemic absorption to produce detectable quantities in human milk. Because many drugs are excreted in human milk, caution should be exercised when Neomycin and Polymyxin B Sulfates and Dexamethasone Ophthalmic Ointment is administered to a nursing woman.

**Pediatrics:** Safety and effectiveness in pediatric patients have not been established.

**Geriatrics:** No overall clinical differences in safety or effectiveness have been observed between the elderly and other adult patients.

**ADVERSE REACTIONS:**

Adverse reactions have occurred with steroid/anti-infective combination drugs which can be attributed to the steroid component, the anti-infective component, or the combination. Exact incidence figures are not available since no denominator of treated patients is available.

Reactions occurring most often from the presence of the anti-infective ingredient are allergic sensitizations. The reactions due to the steroid component are: elevation of intraocular pressure (IOP) with possible development of glaucoma, and infrequent optic nerve damage; posterior subcapsular cataract formation; and delayed wound healing.

*Secondary Infection:* The development of secondary infection has occurred after use of combinations containing steroids and antimicrobials. Fungal infections of the cornea are particularly prone to develop coincidentally with long-term applications of steroid. The possibility of fungal invasion must be considered in any persistent corneal ulceration where steroid treatment has been used.

Secondary bacterial ocular infection following suppression of host responses also occurs.

**DOSAGE AND ADMINISTRATION:**

Apply a small amount into the conjunctival sac(s) up to three or four times daily.

How to Apply Neomycin and Polymyxin B Sulfates and Dexamethasone Ophthalmic Ointment:

1. Tilt your head back.
2. Place a finger on your cheek just under your eye and gently pull down until a "V" pocket is formed between your eyeball and your lower lid.
3. Place a small amount (about 1/2 inch) of Neomycin and Polymyxin B Sulfates and Dexamethasone Ophthalmic Ointment in the "V" pocket. Do not let the tip of the tube touch your eye.
4. Look downward before closing your eye.

Not more than 8 g should be prescribed initially and the prescription should not be refilled without further evaluation as outlined in PRECAUTIONS above.

**HOW SUPPLIED:**

3.5 g STERILE Ointment supplied in an aluminum tube with a white polyethylene tip and white polyethylene cap. (NDC 61314-631-36).

**STORAGE:**

Store at 2° - 25°C (36° - 77°F).

**Rx Only**

Distributed by:  
**FALCON Pharmaceuticals, Ltd.**  
Fort Worth, Texas 76134 USA

Manufactured by:  
**S.A. ALCON-COUVREUR N.V.**  
Puurs, Belgium